







JUNE 2019

SUNDAY	MONDAY	TUESDAY	WEDNESDAY	THURSDAY	FRIDAY	SATURDAY
Meeting Topics: 1. Safety Culture 2. Box Knife Use	Have you tried the free safety app? www.wrasafeme.org	What is your safety accountability?	SDS - Carcinogen 	<u>Use tools correctly - Lacerations by box cutters are common in the retail trade.</u>	Is your Emergency Contact list current?	1 Are your Safety Meeting records up to date?
2 Lift in the power zone - This area is from your knees to shoulders.	3 Never work on a battery around an open flame - the gases can create an explosion!	4 <u>Before using a ladder - first check it for any defects.</u>	5 When using a box knife, make sure you have a sharp blade.	6 Focus on where you are walking and avoid slip/trip hazards.	7 	8 Do you know the nine SDS pictograms?
9 Walking is an easy way to stay healthy!	10 <u>Would you feel comfortable using a fire extinguisher if you needed to?</u>	11 	12 Where do you meet after an emergency evacuation?	13 Eyes are priceless, eye protection is cheap!	14 When did you last check your smoke detectors?	15 Use hand rails while on stairs.
16 	17 Safety is a frame of mind, so concentrate on it all the time.	18 Sitting too much? Get up a take stretch break.	19 How current are your Safety Data Sheets?	20 Kevlar gloves can protect your hands from knife cuts.	21 <u>Take a load off your back and use carts or hand trucks to move merchandise.</u>	22 Never give safety a day off.
23 Does your sunscreen protect against UVA and UVB rays?	24 See a trip hazard? Clean it up right away.	25 <u>Eliminate the slip or trip and you will eliminate the fall!</u>	26 Does your shop have a safety culture? It starts with you!	27 	28 Most ladder accidents happen under 8 feet and while climbing down.	29  RETAIL ASSOCIATION SERVICES Inc.

