









NOVEMBER 2023

SUNDAY	MONDAY	TUESDAY	WEDNESDAY	THURSDAY	FRIDAY	SATURDAY
	Meeting Topics: 1. Ladder Safety 2. Slip Trip Fall		1 Monitor too dim or bright? Adjust your contrast for easier viewing.	2 Make sure entrance mats flat on the floor.	3 <u>Too Heavy?</u> <u>Find the proper tool to help you with the lift.</u>	4 It is a great time for a safety inspection. Where is your checklist?
5 Daylight Savings Ends	6 Maintain balance - Don't let your belt buckle go beyond the ladder rails.	7 Overhead lifting causes shoulder overexertion. Find ways to work at chest level.	8 	9 One ladder one person.	10 <u>Make sure extension cords are properly rated for the task.</u>	11 Veteran's Day 
12 Safety involves everyone. Are you doing your part?	13 Ladders with handrails will assist your aging workers balance.	14 <u>Be careful when using flammable chemicals around hot areas.</u>	15 A spill, a slip, could become a hospital trip!	16 Make sure your ladder is tall enough for the task. Don't use the top two steps.	17 	18 Don't learn safety by accident!!
19 Use Z87+ shatter resistant lenses to protect your eyes.	20 Use handrails when on stairs!	21 <u>Prevent slips by cleaning up spills quickly!</u>	22 Your job provides a paycheck, but your safety allows you to go home.	23 	24 <u>Focus on where you are walking so that you don't slip or trip!</u>	25 Are you prepared for potential power outages?
26 Electrical panels need a 3 foot clearance around them.	27 	28 <u>Make sure you have three contact points when using a ladder.</u>	29 	30 When was your last safety meeting?	What is your Distracted Driving Policy?	Have you tried SAFEME? www.wrasafeme.org