








# FEBRUARY 2025

SUNDAY	MONDAY	TUESDAY	WEDNESDAY	THURSDAY	FRIDAY	SATURDAY
<p><b>Meeting Topics:</b>  <b>1. Remote Work</b>  <b>2. APP Update</b></p>	Now is a good time to review your Safety Program.	Not having an Accident Prevention Program is L&I's top cited item!	<b>Your OSHA 300A form needs to be posted today!</b>	A neat and clean workplace is necessary for safety.	When you have an object to lift that is too heavy or bulky, get help!	1 
2 Safety is a commitment to yourself!	3 Horseplay has consequences	4 	5 Know your responsibility in every emergency situation.	6 Remember machines have no brain, so use yours when operating them!	7 Do not place merchandise or storage on steps.	8 How is your safety attitude?
9 Learn from others' mistakes. Don't have others learn from you!	10 Report near misses. You might prevent someone else's injury!	11 Are your required posters current? Minimum Wage?	12 Protect your hands and wear gloves.	13 Do you know what the A-B-C's mean on a fire extinguisher?	14 	15 Being safe is not a roll of the dice!
16 How are the entrance mats looking? Do they need replacement?	17  <b>Safety Program</b>	18 Remember to use proper lifting methods	19 Don't be a distracted driver....NO cell phone use while driving!!	20 Always keep travel path and exit ways clear.	21 Inspect ladders before you use them.	22 Need help with Safety Meeting topics? Call Rick 360.200.6454
23 	24 Do you know your company's emergency action plan?	25 Use the handrail when on stairs.	26 	27 	28 Safety is as simple as ABC..... Always Be Careful	